



2009 ATV Specifications		XTREME PERFORMANCE		2-UP			
		Sportsman® XP 850 EFI (Available Power Steering)	Sportsman® XP 550 EFI (Available Power Steering)	Sportsman® 800 EFI Touring	Sportsman® 500 EFI Touring	Sportsman® 800 EFI X2	Sportsman® 500 EFI X2
ENGINE	Engine Type	4-stroke SOHC	4-stroke SOHC	4-stroke	4-stroke	4-stroke	4-stroke
	Displacement, cc	850 twin	549	760 twin	499	760 twin	499
	Carburetion	40mm Dual-Throttle Bodies, EFI	42mm Single-Throttle Body, EFI	40mm Throttle Body, EFI	39mm Throttle Body, EFI	40mm Throttle Body, EFI	39mm Throttle Body, EFI
	Cooling	Liquid	Liquid	Liquid	Liquid	Liquid	Liquid
	Starting	Electric	Electric	Electric	Electric	Electric	Electric
DRIVE TRAIN	Final Drive	Shaft	Shaft	Shaft	Shaft	Shaft	Shaft
	Transmission	P/R/N/L/H	P/R/N/L/H	P/R/N/L/H	P/R/N/L/H	P/R/N/L/H	P/R/N/L/H
	Drive System	Automatic PVT, 2WD/AWD/AWD with ADC	Automatic PVT, 2WD/AWD/AWD with ADC	Automatic PVT, Turf / 2WD/AWD/AWD with ADC	Automatic PVT, Turf / 2WD/AWD/AWD with ADC	Automatic PVT, Turf / 2WD/AWD/AWD with ADC	Automatic PVT, Turf / 2WD/AWD/AWD with ADC
	Engine-Braking System	Standard	Standard	Standard	Standard	Standard	Standard
	Active Descent Control	Standard	Standard	Standard	Standard	Standard	Standard
SUSPENSION	Front Suspension	Short Long Arm (SLA) 9" / 22.9 cm travel	Short Long Arm (SLA) 9" / 22.9 cm travel	MacPherson Strut with 8.2" / 20.8 cm travel	MacPherson Strut with 8.2" / 20.8 cm travel	MacPherson Strut with 8.2" / 20.8 cm travel	MacPherson Strut with 8.2" / 20.8 cm travel
	Rear Suspension	Short Long Arm (SLA) 10.25" / 26.0 cm travel	Short Long Arm (SLA) 10.25" / 26.0 cm travel	Fully Independent, progressive rate with anti-roll bar; 8.75" / 22.2 cm travel	Fully Independent, progressive rate with anti-roll bar; 8.75" / 22.2 cm travel	Fully Independent, progressive rate with anti-roll bar; 8.75" / 22.2 cm travel	Fully Independent, progressive rate with anti-roll bar; 8.75" / 22.2 cm travel
BRAKES	Front Brakes	Single-Lever Hydraulic 4-wheel disc	Single-Lever Hydraulic disc	Single-Lever Hydraulic disc	Single-Lever Hydraulic disc	Single-Lever Hydraulic disc	Single-Lever Hydraulic disc
	Rear Brake	Hydraulic rear foot brake	Hydraulic rear foot brake	Hydraulic rear foot brake	Hydraulic rear foot brake	Hydraulic rear foot brake	Hydraulic rear foot brake
TIRES & WHEELS	Front Tires	26 x 8R14; Terrathon	26 x 8R14; Terrathon	25 x 8-12; 489	25 x 8-12; 489	25 x 8-12; 489	25 x 8-12; 489
	Rear Tires	26 x 10R14; Terrathon	26 x 10R14; Terrathon	25 x 11-12; 489	25 x 11-12; 489	25 x 11-12; 489	25 x 11-12; 489
	Wheels	Cast Aluminum or Stamped Steel	Cast Aluminum or Stamped Steel	Cast Aluminum	Cast Aluminum	Stamped Steel	Stamped Steel
DIMENSIONS / CAPACITIES	Wheelbase	53" / 134.6 cm	53" / 134.6 cm	57" / 144.8 cm	57" / 144.8 cm	57" / 144.8 cm	57" / 144.8 cm
	Dry Weight	784 lb. / 355.6 kg	732 lb. / 332 kg	795 lb. / 360.6 kg	770 lb. / 349.3 kg	830 lb. / 376.5 kg	798 lb. / 362.0 kg
	Length / Width / Height	83.25" / 211.4 cm, 47.6" / 120.9 cm, 50.75" / 128.9 cm	83.25" / 211.4 cm, 47.6" / 120.9 cm, 50.75" / 128.9 cm	86" / 218.4 cm, 48" / 121.9 cm, 48" / 121.9 cm	86" / 218.4 cm, 48" / 121.9 cm, 48" / 121.9 cm	93" / 236.2 cm, 48" / 121.9 cm, 48" / 121.9 cm	93" / 236.2 cm, 48" / 121.9 cm, 48" / 121.9 cm
	Seat Height	37" / 94.0 cm	37" / 94.0 cm	34" / 86.4 cm	34" / 86.4 cm	34" / 86.4 cm	34" / 86.4 cm
	Fuel Capacity	XP: 5.25 gal / 19.9 ltr; EPS: 4.5 gal / 17 ltr	XP: 5.25 gal / 19.9 ltr; EPS: 4.5 gal / 17 ltr	6 gal / 22.7 ltr	6 gal / 22.7 ltr	6 gal / 22.7 ltr	6 gal / 22.7 ltr
	Front Rack / Box Capacity	120 lb. / 55 kg	120 lb. / 55 kg	90 lb. / 40.8 kg	90 lb. / 40.8 kg	90 lb. / 40.8 kg	90 lb. / 40.8 kg
	Rear Rack Capacity	240 lb. / 110 kg	240 lb. / 110 kg	180 lb. / 81.6 kg	180 lb. / 81.6 kg	400 lb. / 181.4 kg	400 lb. / 181.4 kg
	Hitch Towing Capacity	1,500 lb. / 680.4 kg	1,500 lb. / 680.4 kg	1,500 lb. / 680.4 kg	1,225 lb. / 555.7 kg	1,500 lb. / 680.4 kg	1,225 lb. / 555.7 kg
	Ground Clearance	12" / 30.5 cm	12" / 30.5 cm	11" / 27.9 cm	11" / 27.9 cm	11" / 27.9 cm	11" / 27.9 cm
	Hitch / Type	Std / Receiver	Std / Receiver	Std / Receiver	Std / Receiver	Std / Receiver	Std / Receiver
FEATURES	Instrumentation	Digital Gauge, Speedometer, Odometer, Tachometer, Two Tripmeters, Hour Meter, Clock, Gear Indicator, Fuel Gauge, Hi Temp/Low Batt Lights, DC Outlet.	Digital Gauge, Speedometer, Odometer, Tachometer, Two Tripmeters, Hour Meter, Clock, Gear Indicator, Fuel Gauge, Hi Temp/Low Batt Lights, DC Outlet.	Digital Gauge, Speedometer, Odometer, Tachometer, Tripmeter, Hour Meter, Clock, Gear Indicator, Fuel Gauge, Hi Temp/Low Batt Lights, DC Outlet.	Digital Gauge, Speedometer, Odometer, Tachometer, Tripmeter, Hour Meter, Clock, Gear Indicator, Fuel Gauge, Hi Temp/Low Batt Lights, DC Outlet.	Digital Gauge, Speedometer, Odometer, Tachometer, Tripmeter, Hour Meter, Clock, Gear Indicator, Fuel Gauge, Hi Temp/Low Batt Lights, DC Outlet.	Digital Gauge, Speedometer, Odometer, Tachometer, Tripmeter, Hour Meter, Clock, Gear Indicator, Fuel Gauge, Hi Temp/Low Batt Lights, DC Outlet.
COLORS	Colors	Stealth Black, Sunset Red, Sagebrush Green, Mossy Oak® Break-Up®	Stealth Black, Sunset Red Sagebrush Green, Mossy Oak® Break-Up®	Aurora Blue, Sunset Red	Aurora Blue, Sunset Red	Sage Green, Indy Red	Sage Green, Indy Red




FULL-SIZE			UTILITY	MIDSIZE	
Sportsman® 800 EFI	Sportsman® 500 EFI	Sportsman® 500 H.O.	Sportsman® 800 EFI 6x6	Sportsman® 400 H.O.	Sportsman® 300
4-stroke	4-stroke	4-stroke	4-stroke	4-stroke	4-stroke
760 twin	499	499	760 twin	455	299
40mm Throttle Body, EFI	39mm Throttle Body, EFI	40mm CV Mikuni	40mm Throttle Body, EFI	34mm CV Mikuni	34mm CV Mikuni
Liquid	Liquid	Liquid	Liquid	Liquid	Air / Oil
Electric	Electric	Electric	Electric	Electric	Electric with recoil back-up
Shaft	Shaft	Shaft	Shaft	Shaft	Shaft
P/R/N/L/H	P/R/N/L/H	P/R/N/L/H	P/R/N/L/H	F/N/R	F/N/R
Automatic PVT, 2WD/AWD/AWD with ADC	Automatic PVT, 2WD/AWD/AWD with ADC	Automatic PVT, 2WD/AWD	Automatic PVT, 4WD/6WD	Automatic PVT, 2WD/AWD	Automatic PVT, 2WD/AWD
Standard	Standard	Accessory	Standard	Standard	Standard
Standard	Standard	N/A	Standard	N/A	N/A
MacPherson Strut with 8.2" / 20.8 cm travel	MacPherson Strut with 8.2" / 20.8 cm travel	MacPherson Strut with 8.2" / 20.8 cm travel	MacPherson Strut with 8.2" / 20.8 cm travel	MacPherson Strut with 7" / 17.8 cm travel, with adjustable Preload	MacPherson Strut with 7" / 17.8 cm travel, with adjustable Preload
Fully Independent, progressive rate with anti-roll bar; 9.5" / 24.1 cm travel	Fully Independent, progressive rate with anti-roll bar; 9.5" / 24.1 cm travel	Fully Independent, progressive rate with anti-roll bar; 9.5" / 24.1 cm travel	Mid: Fully Independent with 6.12" / 15.5 cm travel Rear: Fully Independent with anti-roll bar; 6.12" / 15.5 cm travel	Fully Independent, progressive rate with anti-roll bar, 8" / 20.3 cm travel with adjustable preload	Fully Independent, progressive rate with anti-roll bar, 8" / 20.3 cm travel with adjustable preload
Single-Lever Hydraulic disc	Single-Lever Hydraulic disc	Single-Lever Hydraulic disc	Single-Lever Hydraulic disc	Single-Lever Hydraulic disc	Single-Lever Hydraulic disc
Hydraulic rear foot brake	Hydraulic rear foot brake	Hydraulic rear foot brake	Single-Lever Hydraulic disc	Hydraulic rear foot brake	Hydraulic rear foot brake
26 x 8R12; PXT	26 x 8R12; PXT	25 x 8-12; 489	25 x 8-12	24 x 8-12, 489	22 x 7-12
26 x 11R12; PXT	26 x 11R12; PXT	25 x 11-12; 489	25 x 11-12	24 x 11-12; 489	22 x 10-12
Stamped Steel	Stamped Steel	Stamped Steel	Stamped Steel	Stamped Steel	Stamped Steel
50.75" / 128.9 cm	50.5" / 128.3 cm	50.5" / 128.3 cm	79.5" / 201.9 cm	46" / 116.8 cm	46" / 116.8 cm
770 lb. / 349 kg	731 lb. / 332 kg	696 lb. / 316 kg	1,060 lb. / 480.8 kg	598 lb. / 271 kg	550 lb. / 249.5 kg
83" / 210.8 cm, 48" / 121.9 cm, 48" / 121.9 cm	83" / 210.8 cm, 48" / 121.9 cm, 48" / 121.9 cm	83" / 210.8 cm, 48" / 121.9 cm, 48" / 121.9 cm	112" / 284.5 cm, 48" / 121.9 cm, 48" / 121.9 cm	72" / 182.9 cm, 45" / 114.3 cm, 45.5" / 115.6 cm	72" / 182.9 cm, 44" / 114.3 cm, 44.5" / 115.6 cm
34" / 86.4 cm	33.75" / 85.7 cm	33.75" / 85.7 cm	34" / 86.4 cm	33" / 83.8 cm	32" / 81.3 cm
4.1 gal / 15.5 ltr	4.1 gal / 15.5 ltr	4.1 gal / 15.5 ltr	4.1 gal / 15.5 ltr	4.5 gal / 17 ltr	4.5 gal / 17 ltr
100 lb. / 45.4 kg	90 lb. / 40.8 kg	90 lb. / 40.8 kg	100 lb. / 45.4 kg	70 lb. / 31.8 kg	70 lb. / 31.8 kg
200 lb. / 90.7 kg	180 lb. / 81.6 kg	180 lb. / 81.6 kg	800 lb. / 362.8 kg	100 lb. / 45.4 kg	100 lb. / 45.4 kg
1,500 lb. / 680.4 kg	1,225 lb. / 555.7 kg	1,225 lb. / 555.7 kg	1,500 lb. / 680.4 kg	750 lb. / 340.2 kg	750 lb. / 340.2 kg
11.25" / 28.6 cm	11.25" / 28.6 cm	11.25" / 28.6 cm	10.5" / 26.7 cm	9" / 22.9 cm	8" / 20.3 cm
Std / Receiver	Std / Receiver	Std / Receiver	Std / Receiver	Std / Receiver	Std / Receiver
Digital Gauge, Speedometer, Odometer, Tachometer, Tripmeter, Hour Meter, Clock, Gear Indicator, Fuel Gauge, Hi Temp/Low Batt Lights, DC Outlet.	Digital Gauge, Speedometer, Odometer, Tachometer, Tripmeter, Hour Meter, Clock, Gear Indicator, Fuel Gauge, Hi Temp/Low Batt Lights, DC Outlet.	Digital Gauge, Speedometer, Odometer, Tachometer, Tripmeter, Hour Meter, Clock, Gear Indicator, Fuel Gauge, Hi Temp/Low Batt Lights, DC Outlet.	Digital Gauge, Speedometer, Odometer, Tachometer, Tripmeter, Hour Meter, Clock, Gear Indicator, Fuel Gauge, Hi Temp/Low Batt lights, DC Outlet.	Digital Gauge, Speedometer, Odometer, Tripmeter, Hour Meter, N/R Lights, Fuel Gauge	Digital Gauge, Speedometer, Odometer, Tripmeter, Hour Meter, N/R Lights, Fuel Gauge
Sage Green, Indy Red	Sage Green, Indy Red	Sage Green, Indy Red	Sage Green	Sage Green, Indy Red, Mossy Oak® Break-Up®	Sage Green, Indy Red

WARNING! ATVs can be hazardous to operate. For your safety, always wear a helmet, eye protection, and protective clothing and never carry passengers unless the adult ATV has been designed by the manufacturer specifically for that purpose. Polaris adult models are for riders aged 16 and older. Polaris youth models of 90cc are for riders aged 12 and older. Polaris youth models of 50cc are for riders aged 6 or older. Be sure to take a safety training course. For safety and training information in the U.S., call the SWA at (800) 887-2887. You may also contact your Polaris dealer or call Polaris at (800) 342-3764. For safety and training information in Canada, contact your local Polaris dealer. Never ride on public roads, and always avoid paved surfaces. Never engage in stunt driving, riding and alcohol/drugs don't mix. Avoid excessive speeds. Be particularly careful on difficult terrain. Remember, ATV riding is more fun when you play by the rules. All ATVs shown in action photography were ridden by professional riders in designated off-road areas. Local laws vary. Please check your local laws before riding on trails. All pricing, specifications, claims, and information contained in this brochure are based upon current knowledge and printed competitive materials available at time of publication, and Polaris assumes no responsibility for any inaccuracies, omissions, or variations in those publications. All pricing, specifications, and descriptions are subject to change without notice, and Polaris assumes no responsibility for changes in pricing or specifications. Check the latest pricing and specifications from all manufacturers. Unless otherwise noted, all trademarks are the property of Polaris Industries Inc. ©2008 Polaris Industries Inc.




Aurora Blue




Indy Red




Mossy Oak® Break-Up®




Sage Green



Sagebrush Green



Stealth Black



Sunset Red



**4x4 SPORT AND VALUE**

**2009 ATV Specifications**

**Scrambler® 500 4x4**

**Trail Boss® 330**

**Trail Blazer® 330**

**Phoenix™ 200**

2009 ATV Specifications		Scrambler® 500 4x4	Trail Boss® 330	Trail Blazer® 330	Phoenix™ 200
ENGINE	<b>Engine Type</b>	4-stroke	4-stroke	4-stroke	4-stroke
	<b>Displacement, cc</b>	499	329	329	196
	<b>Carburetion</b>	40mm CV Mikuni	34mm CV Mikuni	34mm CV Mikuni	Keihin 22mm VM
	<b>Cooling</b>	Liquid	Air / Oil	Air / Oil	Air
	<b>Starting</b>	Electric	Electric w/ recoil back-up	Electric w/ recoil backup	Electric w/ kick backup
DRIVE TRAIN	<b>Final Drive</b>	Concentric chain (rear) Shaft (front)	Concentric Chain	Concentric chain	Shaft
	<b>Transmission</b>	F/N/R	F/N/R	F/N/R	F/N/R
	<b>Drive System</b>	Automatic PVT, 2WD/AWD	Auto PVT, 2WD	Automatic PVT, 2WD	Automatic PVT, 2WD
	<b>Engine-Braking System</b>	Accessory	Accessory	Accessory	N/A
	<b>Active Descent Control</b>	N/A	N/A	N/A	N/A
SUSPENSION	<b>Front Suspension</b>	MacPherson Strut with 8.2" / 20.8 cm travel	MacPherson Strut with 6.7" / 17 cm travel	MacPherson Strut with 8.2" / 20.8 cm travel	Dual A-arm with 7.0" / 17.8 cm travel
	<b>Rear Suspension</b>	Progressive rate swingarm with 10.5" / 26.7 cm travel	Progressive rate swing arm with 9.0" / 22.9 cm travel	Progressive rate swingarm with 10.5" / 26.7 cm travel	Mono-shock swingarm with 6.5" / 16.5 cm travel
BRAKES	<b>Front Brakes</b>	Dual Hydraulic Disc	Single-Lever Hydraulic disc	Dual Hydraulic Disc	Dual Hydraulic Disc
	<b>Rear Brake</b>	Hydraulic Disc	Hydraulic rear foot brake	Hydraulic Disc	Drum
TIRES & WHEELS	<b>Front Tires</b>	23 x 7-10	23 x 7-10	23 x 7-10	21 x 7-10
	<b>Rear Tires</b>	22 x 11-10	22 x 11-10	22 x 11-10	20 x 10-9
	<b>Wheels</b>	Stamped Steel	Stamped Steel	Stamped Steel	Stamped Steel
DIMENSIONS / CAPACITIES	<b>Wheelbase</b>	48" / 121.9 cm	49.5" / 125.7 cm	48" / 121.9 cm	45" / 114.3 cm
	<b>Dry Weight</b>	571 lb. / 259 kg	505 lb. / 229.1 kg	488 lb. / 221 kg	395 lb. / 179 kg
	<b>Length / Width / Height</b>	75" / 190.5 cm, 46" / 116.8 cm, 47" / 119.4 cm	72" / 182.9 cm, 45" / 114.3 cm, 45.5" / 115.6 cm	75" / 190.5 cm, 46" / 116.8 cm, 46" / 116.8 cm	65" / 165.1 cm, 42" / 106.7 cm, 42" / 106.7 cm
	<b>Seat Height</b>	34" / 86.4 cm	34" / 86.4 cm	34" / 86.4 cm	32" / 81.3 cm
	<b>Fuel Capacity</b>	3.5 gal / 13.2 ltr	3.25 gal / 12.3 ltr	3.25 gal / 12.3 ltr	2.5 gal / 9.5 ltr
	<b>Front Rack / Box Capacity</b>	N/A	75 lb. / 34 kg	N/A	N/A
	<b>Rear Rack Capacity</b>	N/A	125 lb. / 56.7 kg	N/A	Accessory
	<b>Hitch Towing Capacity</b>	Accessory	850 lb. / 385.6 kg	Accessory	Accessory
	<b>Ground Clearance</b>	5.5" / 14 cm	5.5" / 14 cm	5.5" / 14 cm	5.7" / 14.5 cm
	<b>Hitch / Type</b>	N/A	Std / Drawbar	N/A	N/A
FEATURES	<b>Instrumentation</b>	N/R Light, Fuel Gauge, Hi Temp Light	N/R Light, Fuel Gauge, Hi Temp Light	N/R Light, Fuel Gauge, Hi Temp Light	N/R Light, Hi Temp Light
COLORS	<b>Colors</b>	Indy Red/White	Indy Red	Indy Red/White	Indy Red/White, Pink Power



### SPORT PERFORMANCE

### YOUTH

Outlaw <sup>®</sup> 525 IRS	Outlaw <sup>®</sup> 525 S	Outlaw <sup>®</sup> 450 MXR
4-stroke KTM Racing	4-stroke KTM Racing	4-stroke KTM Racing
510	510	448
Keihin 39mm FCR	Keihin 39mm FCR	Keihin 39mm FCR
Liquid	Liquid	Liquid
Electric	Electric	Electric
520 O-ring Chain	520 O-ring Chain	520 O-ring Chain
5-Speed w/reverse	5-Speed w/reverse	5-Speed w/reverse
Hydraulic manual clutch / manual shift	Hydraulic manual clutch / manual shift	Hydraulic manual clutch / manual shift
N/A	N/A	N/A
N/A	N/A	N/A
Dual A-arm with 10" / 25.4 cm travel	Dual A-arm with 10" / 25.4 cm travel	Dual A-arm with 10" / 25.4 cm travel
PRO IRS with 10" / 25.4 cm travel	Mono-shock swingarm with 11" / 28 cm travel	Mono-shock swingarm with 11" / 28 cm travel
Dual Hydraulic Disc with dual piston calipers	Dual Hydraulic Disc with dual piston calipers	Dual Hydraulic Disc with dual piston calipers
Hydraulic Disc	Hydraulic Disc	Hydraulic Disc
Maxxis RAZR-R Radial; 21x7-10	Maxxis RAZR-R Radial; 21x7-10	Maxxis RAZR MX; 20x6-10
Maxxis RAZR-R Radial; 20x10-10	Maxxis RAZR-R Radial; 20x10-9	Maxxis RAZR MX; 18x10-9
Spun Aluminum	Spun Aluminum	Spun Aluminum
50.5" / 128.3 cm	50.5" / 128.3 cm	50.5" / 128.3 cm
389 lb. / 176.5 kg	369 lb. / 167.4 kg	359 lb. / 162.8 kg
71.5" / 181.6 cm, 47.5" / 120.7 cm, 45" / 114.3 cm	71.5" / 181.6 cm, 47.5" / 120.7 cm, 44.3" / 112.5 cm	71.5" / 181.6 cm, 47.0" / 119.4 cm, 43.7" / 111 cm
32" / 81.3 cm	31.3" / 79.5 cm	30.7" / 78 cm
3.0 gal / 11.4 ltr	3.0 gal / 11.4 ltr	3.0 gal / 11.4 ltr
N/A	N/A	N/A
N/A	N/A	N/A
N/A	N/A	N/A
11" / 27.9 cm	5" / 12.7 cm	5" / 12.7 cm
N/A	N/A	N/A
N/R Light, Hi Temp Light	N/R Light, Hi Temp Light	N/R Light, Hi Temp Light
Indy Red/White	Indy Red/White	Indy Red/White

Sportsman <sup>®</sup> 90	Outlaw <sup>®</sup> 90	Outlaw <sup>®</sup> 50
4-stroke	4-stroke	4-stroke
89	89	49
Sunworld PTE16	Sunworld PTE16	Mikuni VM12H
Air	Air	Air
Electric w/ kick backup	Electric w/ kick backup	Electric w/ kick backup
O-ring Chain	O-ring Chain	O-ring Chain
F/N/R	F/N/R	N/A
Automatic PVT, 2WD	Automatic PVT, 2WD	Automatic PVT, 2WD
N/A	N/A	N/A
N/A	N/A	N/A
Single A-arm with 5.0" / 12.7 cm travel	Single A-arm with 5.0" / 12.7 cm travel	Single A-arm with 3.0" / 7.6 cm travel
Mono-shock swingarm with 6.0" / 15.2 cm travel	Mono-shock swingarm with 6.0" / 15.2 cm travel	Mono-shock swingarm with 3.0" / 7.6 cm travel
Drum	Drum	Drum
Drum	Drum	Drum
19 x 7-8	19 x 7-8	16 x 6.5-7
18 x 9.5-8	18 x 9.5-8	16 x 8-7
Stamped Steel	Stamped Steel	Stamped Steel
41.5" / 105.4 cm	41.5" / 105.4 cm	33" / 83.8 cm
305 lb. / 138.3 kg	283 lb. / 128.4 kg	210 lb. / 95.3 kg
61.5" / 156.2 cm, 38.5" / 97.8 cm, 38.5" / 97.8 cm	61" / 154.9 cm, 38.5" / 97.8 cm, 38.5" / 97.8 cm	48" / 121.9 cm, 31.5" / 80 cm, 28" / 71.1 cm
27" / 68.6 cm	26.5" / 67.3 cm	23" / 58.4 cm
2 gal / 7.6 ltr	1.7 gal / 6.4 ltr	1.2 gal / 4.5 ltr
15 lb. / 6.8 kg	N/A	N/A
30 lb. / 13.6 cm	N/A	N/A
N/A	N/A	N/A
4" / 10.2 cm	4" / 10.2 cm	3.5" / 8.9 cm
N/A	N/A	N/A
N/R Light	N/R Light	N/A
Sage Green, Indy Red	Indy Red/White, Pink Power	Indy Red/White, Pink Power

**WARNING!** ATVs can be hazardous to operate. For your safety, always wear a helmet, eye protection, and protective clothing and never carry passengers unless the adult ATV has been designed by the manufacturer specifically for that purpose. Polaris adult models are for riders aged 16 and older. Polaris youth models of 90cc are for riders aged 12 and older. Polaris youth models of 50cc are for riders aged 6 or older. Be sure to take a safety training course. For safety and training information in the U.S., call the SVA at (800) 887-2887. You may also contact your Polaris dealer or call Polaris at (800) 342-3764. For safety and training information in Canada, contact your local Polaris dealer. Never ride on public roads, and always avoid paved surfaces. Never engage in stunt driving, riding and alcohol/drugs don't mix. Avoid excessive speeds. Be particularly careful on difficult terrain. Remember, ATV riding is more fun when you play by the rules. All ATVs shown in action photography were ridden by professional riders in designed off-road areas. Local laws vary. Please check your local laws before riding on trails. All pricing, specifications, claims, and information contained in this brochure are based upon current knowledge and printed competitive materials available at time of publication, and Polaris assumes no responsibility for any inaccuracies, omissions, or misstatements in these publications. All pricing, specifications, and descriptions are subject to change without notice, and Polaris assumes no responsibility for changes in pricing or specifications. Check the latest pricing and specifications from all manufacturers. Unless otherwise noted, all trademarks are the property of Polaris Industries Inc. ©2008 Polaris Industries Inc.

